



[Knowledgebase](#) > [Functions of Kahootz](#) > [Dashboards](#) > [Dashboard Builder FAQs](#)

Dashboard Builder FAQs

Graham Smith - 2019-02-25 - [Dashboards](#)

Why have you created the dashboard builder?

It's been built to let you easily create responsive, interactive and accessible dashboards in Kahootz.

We've looked at how our users' have designed their dashboards with our existing editor and have tried to simplify that process.

Can we set a custom colour palette for our own platform?

At the moment, we've deliberately kept the default palette to eight colours, so you can create consistent workspace designs.

If you're a [Kahootz Enterprise](#) client, and you have your own branded website, that is something we can set up for you as part of your branding.

Do edits to the dashboard save automatically or do you always have to press save?

If you make changes to your dashboard, you have to scroll to the bottom of the page to save them.

Changes won't be applied unless you press the save button.

Can you expand on the applets? Does Kahootz have an applets market?

Kahootz has always provided the option to add an applet item to your dashboard, by pasting in code from a third-party website. The most common use of the applet, is to embed a [Twitter feed](#).

We don't have an applet market at the moment. But what you'll find is most mainstream websites (including the major social media platforms,) can provide JavaScript code you can paste into your applet item.

What we are going to do, is create a Knowledgebase article containing links to recommended applets.

However, as these have been created by third parties, we can't provide any support if they stop working for any reason.

Note: Some Kahootz sites have the applet facility turned off. If this is the case, [please contact your site owner](#) for more information.

In addition, we'll be updating the list of [dashboard items](#) available to you on an ongoing basis. The first new item will be a countdown timer which will be released in the near future.

How can I create a tag cloud and ticker from the demonstration?

Tag clouds are one of the built-in dashboard items within Kahootz and are really easy to add [using the builder](#).



Note: Tag clouds are only available on workspace dashboards, (if enabled on your Kahootz site.)

The ticker is a third-party piece of code, which you can add via an applet item. The code is below:

```
<marquee style="font-size:30px">Your ticker text</marquee>
```

Note: This code is not supported by Kahootz, so we're unable to provide assistance if it doesn't work for any reason.

Can I work on a dashboard in a staging area so it doesn't look messy whilst under construction?

Dashboard
Search
Notifications 10
Tasks 9
Account
Help

STG Internal Staff Workspace


STG Internal Staff Workspace

STG Internal Staff Workspace

Welcome to the System Transformation Group (STG) team internal Kahootz workspace.


If you have any feedback or comments on the workspace, please contact England.groupoperations@nhs.net. A [site map](#) is available to help with easy navigation of the site.

Polite Reminder... can everyone be aware of what is being uploaded to the workspace and make sure all documentation and resources are placed into a relevant folder please. This will help others locate materials as well as keep the workspace organised. Thanks!




STG Team Area

Useful documents and information for all STG staff members




ICS Information

Useful documents and information related to Integrated Care Systems




Project & Team Folders

Working folders for all STG projects and teams




POD Area

All POD related documents and information



Comms & Engagement Support

Information about Comms & Engagement for STG





Archive

All NCM and STG related content

Latest News

Introducing the Payslip App!

MySBSPay is a free app designed to allow NHS employees to glance, check in detail and compare each payslip at the touch of a button. Also receive over 2000 exclusive discounts available from hundreds of high street and online retailers via the app. Click [here](#) for more information.

STG Calendar

Full Programme Meeting

Tue 26 February 2019 at 10:30

STG All Team Call

Tue 5 March 2019 at 10:00

STG All Team Brief

Tue 12 March 2019 at 10:30

STG All Team Call

Tue 19 March 2019 at 10:00

Full Programme Meeting

Tue 26 March 2019 at 10:30

#FutureNHS Twitter Feed

System Transformation

A Twitter list by @Caramd10

NHS England System Transformation team supporting integrated care systems #futureNHS

Faye Sims @Faye_Sims

Replying to @holen_arthur @LeedsHospitals

👍👍👍👍

Roger Davidson Retweeted

Cara McDonagh @Caramd10

The new edition of Future Health & Care is out! Topics include #dentalhealth #A&HPs leading #integratedcare #mentalhealth & health & #housing buff.ly/2X0He9M #futureNHS #NHSlongtermplan

The contents of this folder are hidden by default. As a manager you can [view the contents](#).

▶ Add tag

Actions

- Create a new item
- Modify folder properties & permissions
- Configure workspace dashboard
- Move items to...
- Copy folders
- Download all documents
- Leave workspace

Our values: clinical engagement, patient involvement, local ownership, national support

[Support](#) |
 [Privacy Policy](#) |
 [Terms and Conditions](#) |
 [Accessibility](#) |
 You're in Kahootz with the NHS

It's not currently possible to work on a dashboard in a staging area before publishing. But that's functionality we'll certainly consider adding to the product in the future.

However, as Kahootz dashboards get more sophisticated, we understand you will be investing more and more time in building up your designs.

So, in the future, we will be adding options such as **save as draft**, **undo** and **auto save** so you don't lose your changes if you accidentally navigate away from the page before saving.

What future enhancements are you planning?

We've got some exciting plans for the dashboard builder, including:

- New dashboard items
- New icons
- The ability to add your own custom icons
- More custom colours to choose from
- Integration with an open source image library to let you choose high quality public domain imagery to put on your dashboards.

Is it possible to provide feedback about the dashboard builder?

We would absolutely love any feedback you have based upon using the dashboard builder, so we can improve it in the future.

If you have layouts in mind you don't feel you can achieve, please let us know about it on the [support desk](#), as it will help us prioritise improvements moving forward.

Related Content

- [How-To add Power BI or Tableau Reports via Dashboard Items](#)
- [Dashboard Item: Calendar](#)
- [Dashboard Item: Workspace Photos](#)
- [Dashboard Item: Video](#)
- [Dashboard Item: Countdown Timer](#)
- [Dashboard Item: YouTube](#)
- [Dashboard Item: Workspace Members](#)
- [Dashboard Item: Workspace Information](#)
- [Dashboard Item: RSS Feed](#)
- [Dashboard Item: Horizontal Line](#)
- [Dashboard Item: Applet](#)
- [Dashboard Items List \(Full details for each Item/Feature\)](#)
- [How-To use the Dashboard Builder](#)
- [Embed X Twitter Timeline Feeds \ Tweets to Your Dashboard](#)